



forté  
HEALTHCARE




# ALAISE

Advanced Hybrid Static Care Support Surface

# ALAISE Advanced Hybrid Static Care Support Surface

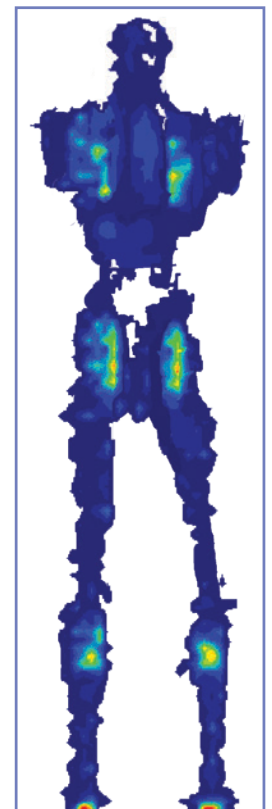
The Forté Alaise is an advanced Hybrid Static Care Support Surface combining together the pressure redistribution benefits of both foam and air. Utilising a series of 13+ individual Air Cells, it offers excellent comfort, anatomical support and pressure redistribution. The Alaise is ideal for long-term care applications where maximum pressure care is required with virtually zero maintenance.



## CLINICAL PRESSURE MAPPING

Pressure Mapping for the *Alaise* was completed using the RESNA/NPIAP 50th Percentile Male Mannequin. The test dummy is manufactured in such a way that the major bony prominences of the human body are exaggerated, exhibiting peak pressure with no soft tissue. It would seem an initial PM view of the bony prominences (Occiput, Scapula, Sacrum, Heels etc.) appears excessive for a short interval however, the human body in fact becomes exponentially more vulnerable for these 'at-risk' regions over a longer interval with the "Damage-Spiral Initial Direct Deformation of the skin leading to Internal Inflammatory Response and then Ischemia,"<sup>[1]</sup> At Forté Healthcare we utilise this Pressure Mapping test, employing the use of the RESNA Mannequin, as an essential tool in our Research & Development, ensuring every customer has a Support Surface performing to its peak. Additionally we can help minimise prevalence of Pressure Injuries.

Please note: Pressure Mapping is a commonly used tool in attaining clinical data on Interface Pressures, however Forté Healthcare acknowledges "it cannot be used to conclude on internal stresses and the stress concentration levels in deep vascularised tissues, particularly muscles."<sup>[2]</sup> The Pressure Mapping example provided by Forté Healthcare is only intended for use as a clinical aid, "rather than a replacement to clinical judgement."<sup>[3]</sup>



[1] Gefan A. The future of pressure ulcer prevention is here: Detecting and targeting inflammation early. EWMA Journal 2018 19(2)  
 [2] A. Gefen & J. Levine (2007) The false premise in measuring body-support interface pressures for preventing serious pressure ulcers, Journal of Medical Engineering & Technology, 31:5, 375-380, DOI: 10.1080/03091900601165256  
 [3] Dunk AM & Gardner A (2016) Body shape: a predictor for pressure injury risk, Wound Practice and Research, 24:2, 92-98, ISSN 2202-9729

### TEKSCAN PRESSURE MEASUREMENT

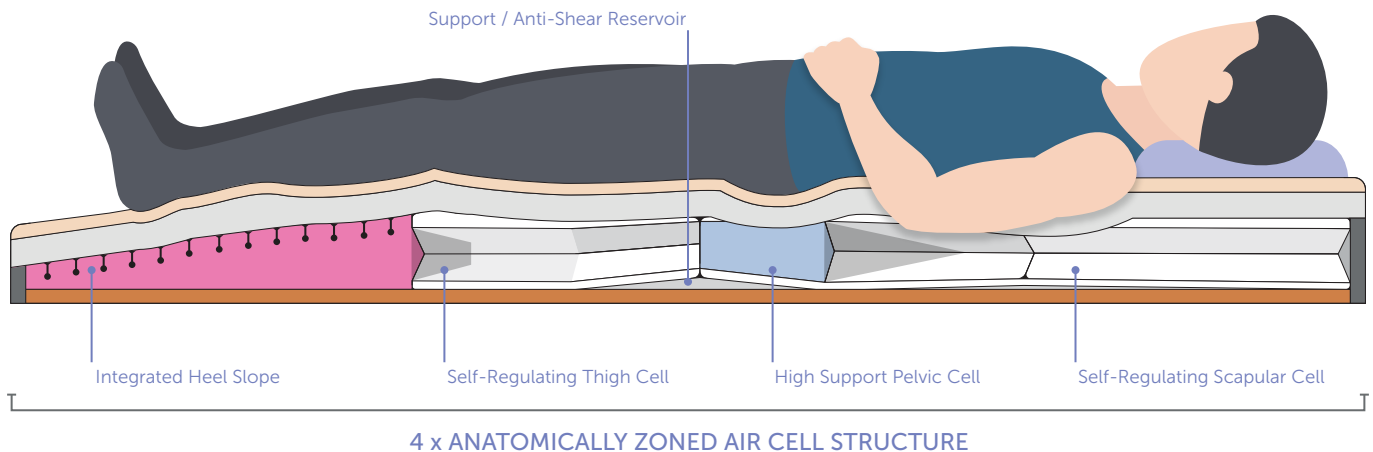
System: 7.20C	Rows: 104	Sensel Area: 2.89008cm <sup>2</sup>	Micro Second: 0
Sensor Type: 5400D	Cols: 34	Seconds per Frame: 0.010319	Units: mmHg

### PRESSURE MAPPING PARAMETERS

Bed Surface: Alrick, 2001WMKII Series Bed	Relative Humidity: 51%	Ambient Temperature: 21°C	Height: 178cm
Subject: 81kg, RESNA/NPIAP 50th percentile male mannequin	Duration: Pressure Mapping was captured after 6 hours of subject laying upon support surface		



# FEATURES



## IMPROVED BODY CONTACT AREA

One Major goal with any static pressure care support surface is to reduce high pressure points at any section of the body. "Reducing peak pressure can be achieved by ensuring maximum contact area between the support surface and the body."<sup>[4]</sup>

- » Maximum contact area is achieved in the **Alaise** using 5 separate 'banks' of air cells "arranged in zones corresponding to anatomical locations."<sup>[5]</sup> For each individual area of the body, scapular, pelvic, calf, heel, each bank provides tailored immersion and envelopment relative to the specific size and weight of the individual.
- » In addition, the Forté innovation team has included a reservoir system where some air from the sacral region redistributes to the posterior of the knee. The knee pit or popliteal is typically an area of the body that is not in contact with the support surface.

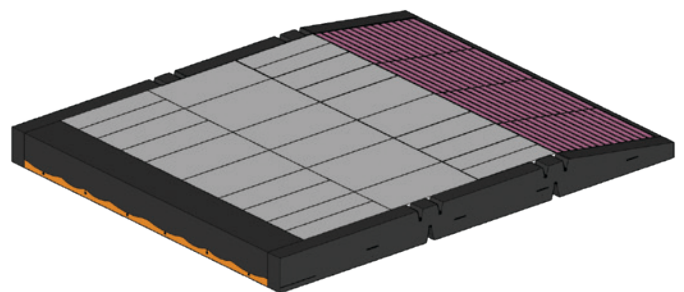



## ENHANCED STABILITY, SAFER TRANSFERS

- » Foam components – within the air cells users body control. Firm Strengthened sides are integral in pressure injury prevention and maintaining an independent life.
- » Many systems currently in the market have very little control as to where the air can travel, throughout the entire mattress, and in particular side to side. Air within the **Alaise** is contained into cells horizontally (4+ Across) to maintain lateral stability and vertically (scapular, pelvic, calf and heel) which are preventing air 'running away' to uncontrolled areas of the mattress.

## FULL LENGTH & WIDTH PRESSURE CARE SURFACE - In Any Size Configuration

- » Many Static Air Systems do not include the Heel section of the mattress as part of the Air system, where the air cells stop at the calf area. The **Alaise** incorporates air cells from head to foot. The Calcanei (heels) are one of the most susceptible areas of the body for a Pressure Injury to develop ("accounting for approximately 40%"<sup>[6]</sup>). The **Alaise** ensures that the heels are fully protected with dedicated air cells incorporating a heel slope with a softer Immersion area.
- » The **Alaise** will include a Full Width Air System across all sizes from Single through to Queen and King, therefore Pressure Care is then guaranteed. No matter where a resident is situated on the mattress and no matter what size mattress is used, the **Alaise** has been designed to always have the air cells across the full width of the mattress.





## FRICION AND SHEAR REDUCTION

» Extremely Low Sheer and friction achieved with a compartmentalised anti-shearing inner cover. The air cells, foam and outer cover are all separated with a high stretch slip material creating a dynamic tension reducing system particularly effective when utilising the adjustable bed function. The 'slip' area is below the outer cover to prevent instability on the interface.



## EASY MAINTENANCE

» A non-powered, self-regulating system means there is minimal or no training required for set up. There are no settings that need to be adjusted between patient body types or weight.

[4] Lustig M, Gefen A. Computational studies of the biomechanical efficacy of a minimum tissue deformation mattress in protecting from sacral pressure ulcers in a supine position. Int Wound J. 2021;1-10.

[5] European Pressure Ulcer Advisory Panel, National Pressure Injury Panel and Pan Pacific Pressure Injury Alliance. Prevention and Treatment of pressure injuries; clinical Practice Guideline. The International Guideline. Emily Haesler (Ed.) EPUAP/NPIAP/PPPIA: 2019.

[6] Vanderwee K, Clark M, Dealey C, Gunningberg L, Defloor T. Pressure ulcer prevalence in Europe: a pilot study. J Eval Clin Pract. 2007 Apr;13(2):227-35. doi: 10.1111/j. 1365-2753.2006.00684.x. PMID: 17378869.

# SPECIFICATIONS

## FULLY CUSTOMISABLE SIZING

Code	Dimensions (L x W x D mm)	Size	Product Ratings	
<b>ALS1000</b>	1980x880x185	Single	<b>Shear &amp; Friction</b>	0 ————— 5
<b>ALSL1000</b>	2030x880x185	Single, Long		
<b>ALKS1000</b>	1980x1050x185	King Single	<b>Repositioning</b>	0 ————— 5
<b>ALKSL1000</b>	2030x1050x185	King Single, Long		
<b>ALEW1000</b>	1980x1150x185	Extra-Wide	<b>Infection Control</b>	0 ————— 5
<b>ALEWL1000</b>	2030x1150x185	Extra-Wide, Long		
<b>ALD1000</b>	1980x1350x185	Double	<b>Firmness</b>	0 ————— 5
<b>ALDL1000</b>	2030x1350x185	Double, Long		
<b>ALQ1000</b>	1980x1530x185	Queen	<b>Moisture &amp; Microclimate</b>	0 ————— 5
<b>ALQL1000</b>	2030x1530x185	Queen, Long		
<b>ALK1000</b>	1980x1850x185	King	<b>Performance &amp; Longevity</b>	0 ————— 5
<b>ALKL1000</b>	2030x1850x185	King, Long		
-	Customise	To suit any bed platform	<b>Mobility &amp; Function</b>	0 ————— 5
<b>Cover</b>		<b>Warranty</b>		
Premiflex Ultra		5 Year Foam Core / 4 Year Cover 5 Year Air Cell	<b>Pressure Care Rating</b>	<b>HIGH - VERY HIGH RISK</b>
<b>Therapeutic Weight Loading</b>			<b>Applications</b>	
250kg			» Hospital Wards » Aged Care » Palliative Care » Homecare	



All mattresses are made by Forté Healthcare in Armidale NSW in accordance with all Australian manufacturing and clinical standards.