

MEDICAL MATTRESS EXPERTS



The Icon Medium Risk Pressure Care Mattress Range provides true leadership in static pressure care in a preventative setting. Tried and trusted in facilities nation-wide, the Icon range combines outstanding durability, a high standard and consistency of care and excellent value. An extensive variety of configurations are available providing for a wide range of patient needs and requirements.



Icon Medical Mattress Characteristics



**EXCELLENT
IMMERSION**




**ANATOMICAL
SUPPORT**



**FIRM
FOUNDATION**



**FALLS
PROTECTION**




AIROFORM IMMERSION INTERFACE

- ✓ Envelops 'bony prominences'
- ✓ Increases contact between surface and patient, dispersing and equalizing contact pressure
- ✓ Provides excellent conformity to individual patient body profiles



ANATOMICAL SUPPORT REGION

- ✓ Provides additional immersion and envelopment
- ✓ Provides postural support for patient comfort
- ✓ Resilient to optimize function, mobility and repositioning



FIRM FOUNDATION AND BASE SUPPORT REGION


- ✓ Protects patient from 'bottoming-out' whilst in seated/semi-fowler/fowler position
- ✓ Provides enhanced support for repositioning and transfer
- ✓ Assists in primary care



INTEGRATED STRENGTHENED SIDES

- ✓ Provide lateral stability and reduce falls risk
- ✓ Support patient transfer and ingress/egress
- ✓ Assist primary care, provides caregivers a firm edge for support for repositioning
- ✓ Protects patient from edge of bed surface

Icon I35 4-Layered Medium Risk Pressure Care Mattress



SHEAR & FRICTION:



REPOSITIONING:



INFECTION CONTROL:



FIRMNESS:



MOISTURE & MICROCLIMATE:



PERFORMANCE & LONGEVITY:



MOBILITY & FUNCTION:



PRESSURE CARE RATING:

MEDIUM RISK

/ Icon I35

CODE	DIMENSIONS (MM)	SIZE
I35S1000	1980x880x150	Single
I35SL1000	2030x880x150	Single, Long
I35KS1000	1980x1050x150	King Single
I35KSL1000	2030x1050x150	King Single, Long
I35EW1000	1980x1150x150	Extra-Wide
I35EWL1000	2030x1150x150	Extra-Wide, Long
I35D1000	1980x1350x150	Double
I35DL1000	2030x1350x150	Double, Long
I35Q1000	1980x1530x150	Queen
I35QL1000	2030x1530x150	Queen, Long
I35K1000	1980x1850x150	King
I35KL1000	2030x1850x150	King, Long
	Customisable	CAN BE MADE TO SUIT ANY BED
THERAPEUTIC WEIGHT RANGE	40-200KG	
APPLICATIONS	<input checked="" type="checkbox"/> HOSPITAL WARDS <input checked="" type="checkbox"/> AGED CARE <input checked="" type="checkbox"/> PALLIATIVE CARE <input checked="" type="checkbox"/> HOME CARE	
WARRANTY	5-YEAR FOAM CORE WARRANTY 2-YEAR COVER WARRANTY	
STANDARD COVER TYPE	ADVANTIFLEX CLASSIC	

Features



AIROFORM MEMORY BREATHE IMMERSION INTERFACE LAYER

- ✓ High Temperature Stability to deliver consistent immersion, performance and comfort
- ✓ Maximises Patient contact with Support Surfaces Providing Pressure Redistribution
- ✓ Alleviates localised pressure points
- ✓ Depth calibrated to maximise functionality and patient mobility
- ✓ Unique Airoform Breathe ventilation system minimises heat entrapment and enhances core circulation providing a cooler sleep surface
- ✓ Visco-elastic/Memory Foam cell structure provides low-shear surface
- ✓ Firmness: Soft



4-LAYERED, GRADED PRESSURE RELIEVING CORE

- ✓ High specification foam for longevity and performance
- ✓ Provides graded postural support and patient comfort
- ✓ Anti-microbial treatment applied to foam maximises longevity and core micro-climate
- ✓ Excellent core stability to encourage centralised patient positioning to minimise falls risk, entrapment and enhance pressure relief



PREMIUM FIRM FOUNDATION LAYER

- ✓ Provides protection against 'bottoming-out' during transfer, repositioning and whilst in the inclined/fowler position
- ✓ Provides exceptional comfort, support for repositioning and patient care



HINGED STRENGTHENED SIDES

- ✓ Increase lateral stability of support surface
- ✓ Improves patient safety and encourages central patient positioning
- ✓ Make patient transfers easier
- ✓ Unique hinge profile reduces foam fatigue and allow mattress to easily conform to varied bed positions
- ✓ Enables ease of primary patient care



SLOPED HEEL PRESSURE TRANSFER ZONE

- ✓ Enhances pressure relief & protection for critical at-risk heel region
- ✓ Offloads pressure from the patients heels and transfers it to calf area
- ✓ Unobtrusive, does not require any adjustment

Luxury Quilted Cotton Cover

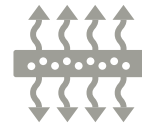
Open weave, breathable pressure care cover which looks and feels comparable to a luxury conventional residential mattress. 4-Way Stretch, anti-shearing, conforming open weave fabric compliments the multi-tiered foam structure offering pressure redistribution, immersion and envelopment. High breathability aids in microclimate control - encouraging air circulation which promotes health microclimate conditions at the skin interface and provides comfort especially to hot sleepers.




High durability



Excellent stretch



Breathable/
vapour permeable



LUXURY QUILTED QC1000 MATERIAL

- ✓ Excellent breathability - open weave structure allows cooler sleep and reduces heat related sweating & discomfort
- ✓ 4-Way stretch preventing hammocking and stretching beneath bony regions
- ✓ Anatomically contouring - compliments immersion, envelopment and pressure distribution within mattress
- ✓ Anti-Shearing and Anti-Friction for protection of vulnerable skin
- ✓ High Quality, Luxury Comfort
- ✓ Standard Colour: Textured White

CLEANING AND CARE

- ✓ Removable
- ✓ Spot Clean

COMPLIANCE

- ✓ Not suitable for incontinent patients
- ✓ Material manufactured in Australia
- ✓ High Quality materials and construction

CONSTRUCTION

- ✓ 180° / two-sided integrated zipper

INTEGRATED ZIPPER

- ✓ 180° / Two-Sided Zipper
- ✓ Allows easy cover removal
- ✓ Robust and durable

Advantiflex Pressure Care Covers

Advantiflex Pressure Care Cover



ADVANTIFLEX PU1100 POLYURETHANE PRESSURE CARE MATERIAL

- ✓ High Performance, Single Sided Polyurethane
- ✓ 4-Way/Bi-Directional stretch for shear protection, immersion & envelopment
- ✓ Vapour permeable and breathable
- ✓ Resistant to patient body fluids
- ✓ Flexible and gentle to the skin
- ✓ Standard Colour: Blue

CLEANING AND CARE

- ✓ 1,000ppm disinfection chemical suitability
- ✓ Wipe clean
- ✓ Stain Resistant
- ✓ Anti-microbial protected



COMPLIANCE

- ✓ Fire retardant, meets BS 6807 ignition source 5 and BS 7175 ignition source 5 standards
- ✓ Anti-microbial protected
- ✓ All seams high frequency welded, no exposed sewn seams
- ✓ Meets and Exceeds Facility Requirement
- ✓ Materials manufactured in Belgium, to Forté specification

CONSTRUCTION

- ✓ All seams high frequency sealed & welded
- ✓ 180° / two-sided integrated zipper
- ✓ Waterfall Fluid Penetration Flap
- ✓ TGA Compliant Product Labelling




INTEGRATED ZIPPER

- ✓ 180° / Two-Sided Zipper
- ✓ Allows easy cover removal
- ✓ Robust and durable
- ✓ High frequency welded attachment for optimal protection against fluid ingress

WATERFALL ZIPPER PROTECTION FLAP

- ✓ Provides additional protection against fluid ingress through zipper
- ✓ Meets infection control guidelines



HIGH FREQUENCY SEALED AND WELDED SEAMS

- ✓ Electromagnetically fused seams protecting against risk of penetration of fluid
- ✓ Meets and exceeds infection control requirements
- ✓ Reinforced with additional heavy duty stitching at stress points
- ✓ 100% Sealed to prevent ingress of fluid or infection

Advantiflex Classic Pressure Care Cover



ADVANTIFLEX PU1100 POLYURETHANE PRESSURE CARE UPPER MATERIAL

- ✓ High Performance, Single Sided Polyurethane
- ✓ 4-Way/Bi-Directional stretch for shear protection, immersion & envelopment
- ✓ Vapour permeable and breathable
- ✓ Resistant to patient body fluids
- ✓ Flexible and gentle to the skin
- ✓ Standard Colour: Blue



HEAVY DUTY PVC1100 BASE MATERIAL

- ✓ 100% Waterproof
- ✓ Heavy Duty, Robust & Hardwearing
- ✓ Protects foam core against the bed base
- ✓ Provides exceptional conformity and profiling to medical bed surfaces
- ✓ Reduces shearing forces by sliding against bed base as the bed base profiles
- ✓ Superior resistance to cleaning agents
- ✓ Standard Colour: Grey

CLEANING AND CARE

- ✓ 1,000ppm disinfection chemical suitability
- ✓ Wipe clean
- ✓ Stain Resistant
- ✓ Anti-microbial protected



COMPLIANCE

- ✓ Fire retardant, meets BS 6807 ignition source 5 and BS 7175 ignition source 5 standards
- ✓ Anti-microbial protected
- ✓ All seams high frequency welded, no exposed sewn seams
- ✓ Meets and Exceeds Facility Requirement
- ✓ Materials manufactured in Belgium, to Forté specification

CONSTRUCTION

- ✓ All seams high frequency sealed & welded
- ✓ 180° / two-sided integrated zipper
- ✓ Waterfall Fluid Penetration Flap
- ✓ TGA Compliant Product Labelling




INTEGRATED ZIPPER

- ✓ 180° / Two-Sided Zipper
- ✓ Allows easy cover removal
- ✓ Robust and durable
- ✓ High frequency welded attachment for optimal protection against fluid ingress

WATERFALL ZIPPER PROTECTION FLAP

- ✓ Provides additional protection against fluid ingress through zipper
- ✓ Meets infection control guidelines



HIGH FREQUENCY SEALED AND WELDED SEAMS

- ✓ Electromagnetically fused seams protecting against risk of penetration of fluid
- ✓ Meets and exceeds infection control requirements
- ✓ Reinforced with additional heavy duty stitching at stress points
- ✓ 100% Sealed to prevent ingress of fluid or infection