



High Risk Pressure Care Mattress Range

MEDICAL MATTRESS EXPERTS

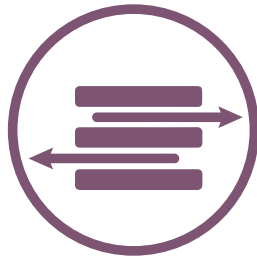
 **SOVEREIGN**

The Sovereign range is the ultimate blend of longevity, patient care and comfort. Versatility, safety and value is delivered through its unique and extensive features. Gentle pressure dispersion and redistribution through unique foam technology is integrated together with Foundational and Structural Support for Safer Patient Transfer and Repositioning. This combines to deliver the most advanced, high-performance static support surface available on today's medical mattress market.


Sovereign High Care Pressure Care Mattress Characteristics



DUAL IMMERSION TECHNOLOGY





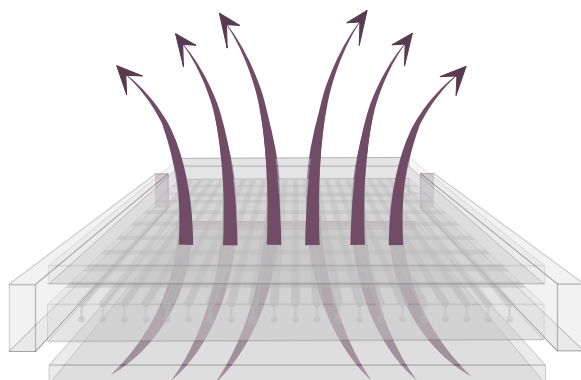

SHEAR MITIGATION



ENHANCED MICROCLIMATE



AIROFORM FOAM



DUAL IMMERSION INTERFACE

- ✓ Combines Airoform Immersion Foams with Profile Modulation Technology
- ✓ Individual 'Profiled' Cells within Secondary Region Deflect at Higher Pressure Points for Enhanced Envelopment of Bony Prominences
- ✓ Increases contact between surface and patient, dispersing and equalizing contact pressure
- ✓ Provides excellent conformity to individual patient body profiles
- ✓ Unique Immersion region provides superior internal movement, reducing shear forces presented at the skin interface
- ✓ Shear and friction is reduced by the interface layer maintaining position beneath patient and the profiled immersion layer moving

MICROCLIMATE

- ✓ Increased Air Circulation through Profiled Immersion Layer
- ✓ Minimises localized heat concentration to balance temperature at the skin interface
- ✓ Forté Airoform Memory, Airoform Gel and Airoform Response Technology available as standard

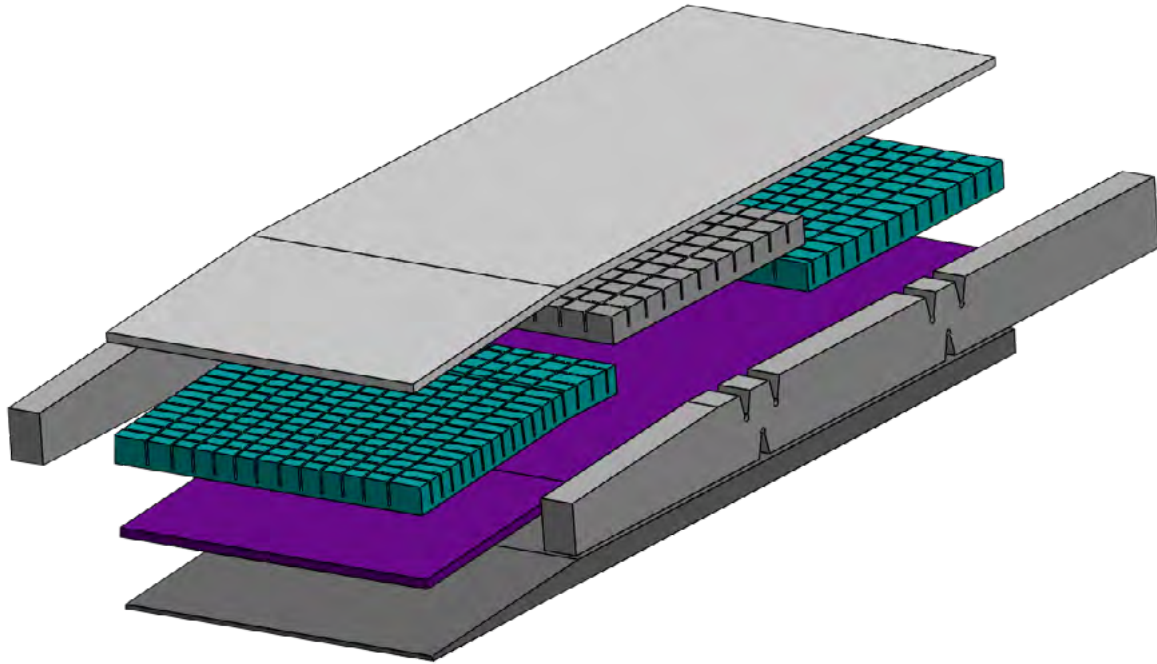
ANATOMICAL SUPPORT REGION

- ✓ Provides additional immersion and envelopment
- ✓ Provides postural support for patient comfort
- ✓ Resilient to optimize function, mobility and repositioning
- ✓ Responsive to Patient Movement and making Repositioning Easier, Increasing ability to offload pressure points

FIRM FOUNDATION AND INTEGRATED STRENGTHENED SIDES

- ✓ Protects patient from 'bottoming-out' whilst in seated/femi-fowler/fowler position
- ✓ Provides enhanced support for repositioning and transfer
- ✓ Assists in primary care
- ✓ Provide lateral stability and reduce falls risk
- ✓ Support patient transfer and ingress/egress
- ✓ Assist primary care, provides caregivers a firm edge for support for repositioning
- ✓ Protects patient from edge of bed surface

Sovereign S3 High Care Advanced Lightweight Pressure Care Mattress



SHEAR & FRICTION:



REPOSITIONING:



INFECTION CONTROL:



FIRMNESS:



MOISTURE & MICROCLIMATE:



PERFORMANCE & LONGEVITY:



MOBILITY & FUNCTION:



PRESSURE CARE RATING:

MEDIUM-HIGH RISK

/ Sovereign S3


CODE	SIZE (MM)	
S3S1000	1980x880x150	Single
S3SL1000	2030x880x150	Single, Long
S3KS1000	1980x1050x150	King Single
S3KSL1000	2030x1050x150	King Single, Long
S3EW1000	1980x1150x150	Extra-Wide
S3EWL1000	2030x1150x150	Extra-Wide, Long
S3D1000	1980x1350x150	Double
S3DL1000	2030x1350x150	Double, Long
S3Q1000	1980x1530x150	Queen
S3QL1000	2030x1530x150	Queen, Long
S3K1000	1980x1850x150	King
S3KL1000	2030x1850x150	King, Long
-	Customisable	
THERAPEUTIC WEIGHT RANGE*	30-250KG	
APPLICATIONS	<input checked="" type="checkbox"/> HOSPITAL WARDS <input checked="" type="checkbox"/> AGED CARE <input checked="" type="checkbox"/> PALLIATIVE CARE <input checked="" type="checkbox"/> HOME CARE	
WARRANTY	5-YEAR FOAM CORE WARRANTY 4-YEAR COVER WARRANTY	
STANDARD COVER	PREMIFLEX CLASSIC	

Features



AIROFORM MEMORY BREATHE IMMERSION INTERFACE LAYER

- ✓ High Temperature Stability to deliver consistent immersion, performance and comfort
- ✓ Maximises Patient contact with Support Surfaces Providing Pressure Redistribution
- ✓ Alleviates localised pressure points
- ✓ Depth calibrated to maximise functionality and patient mobility
- ✓ Prevents collapse, tearing and side-ways twisting of second layer to ensure patient receives full immersion benefit
- ✓ Increases lateral shear relief by connecting cells within second layer together
- ✓ Unique Airoform Breathe ventilation system minimises heat entrapment and enhances core circulation providing a cooler sleep surface
- ✓ Visco-elastic/Memory Foam cell structure provides low-shear surface



TRIPLE GRADE, ZONED, SECONDARY PROFILED IMMERSION REGION

- ✓ Ultra-High Density Sacral Support Zone with individual cells that deflect and conform to bony prominences
- ✓ Medium Size Profile Cut Cells within Scapular Region
- ✓ Small Profile Cut Cells within Heel Region
- ✓ Individual cells together with visco-elastic immersion interface effectively encapsulate bony prominences
- ✓ Calibrated to provide tailored immersion



SUPPORTIVE 3RD LAYER

- ✓ Provides Postural Comfort and Transfer Assistance
- ✓ Protects Second Layer from Over Compression thus achieving greater longevity



PREMIUM FIRM FOUNDATION LAYER

- ✓ Provides protection against 'bottoming-out' during transfer, repositioning and whilst in the inclined/fowler position
- ✓ Provides exceptional comfort, support for repositioning and patient care



HINGED STRENGTHENED SIDES

- ✓ Increase lateral stability of support surface
- ✓ Improves patient safety and encourages central patient positioning
- ✓ Make patient transfers easier
- ✓ Unique hinge profile reduces foam fatigue and allow mattress to easily conform to varied bed positions
- ✓ Enables ease of primary patient care



SLOPED HEEL PRESSURE TRANSFER ZONE

- ✓ Enhances pressure relief & protection for critical at-risk heel region
- ✓ Offloads pressure from the patients heels and transfers it to calf area
- ✓ Unobtrusive, does not require any adjustment

LIGHTWEIGHT

- ✓ Unique Lightweight design allows staff to easily carry/manoeuvre mattress
- ✓ Does not 'bend' and is not 'floppy' to carry
- ✓ Averts WH&S concerns with staff carrying and moving the mattress

Sovereign S4 High Care Ventraflow Pressure Care Mattress



SHEAR & FRICTION: ✓ ✓ ✓ ✓ ✓
REPOSITIONING: ✓ ✓ ✓ ✓ ✓
INFECTION CONTROL: ✓ ✓ ✓ ✓ ✓
FIRMNESS: ✓ ✓ ✓ ✓ ✓

MOISTURE & MICROCLIMATE: ✓ ✓ ✓ ✓ ✓
PERFORMANCE & LONGEVITY: ✓ ✓ ✓ ✓ ✓
MOBILITY & FUNCTION: ✓ ✓ ✓ ✓ ✓
PRESSURE CARE RATING: MEDIUM-HIGH RISK

/ Sovereign S4


CODE	SIZE (MM)	
S4S1000	1980x880x150	Single
S4SL1000	2030x880x150	Single, Long
S4KS1000	1980x1050x150	King Single
S4KSL1000	2030x1050x150	King Single, Long
S4EW1000	1980x1150x150	Extra-Wide
S4EWL1000	2030x1150x150	Extra Wide, Long
S4D1000	1980x1350x150	Double
S4DL1000	2030x1350x150	Double, Long
S4Q1000	1980x1530x150	Queen
S4QL1000	2030x1530x150	Queen, Long
S4K1000	1980x1850x150	King
S4KL1000	2030x1850x150	King, Long
	Customisable	
THERAPEUTIC WEIGHT RANGE*	25-150KG	
APPLICATIONS	✓ HOSPITAL WARDS ✓ AGED CARE ✓ PALLIATIVE CARE ✓ HOME CARE	
WARRANTY	5-YEAR FOAM CORE WARRANTY 4-YEAR COVER WARRANTY	
STANDARD COVER	PREMIFLEX ULTRA	

Features



AIROFORM MEMORY BREATHE IMMERSION INTERFACE LAYER

- ✓ High Temperature Stability to deliver consistent immersion, performance and comfort
- ✓ Maximises Patient contact with Support Surfaces Providing Pressure Redistribution
- ✓ Alleviates localised pressure points
- ✓ Depth calibrated to maximise functionality and patient mobility
- ✓ Prevents collapse, tearing and side-ways twisting of second layer to ensure patient receives full immersion benefit
- ✓ Increases lateral shear relief by connecting cells within second layer together
- ✓ Unique Airoform Breathe ventilation system minimises heat entrapment and enhances core circulation providing a cooler sleep surface
- ✓ Visco-elastic/Memory Foam cell structure provides low-shear surface



VENTRAFLOW® MULTI-ZONE INNER CORE TECHNOLOGY

- ✓ Individual profiled castellations within the immersion region cradle the patient and conform to bony prominences.
- ✓ Lateral and longitudinal air channels facilitate free movement of air throughout core improving internal micro-climate and reducing 'hot-spots'
- ✓ Zoned to provide maximum patient support and immersion.
- ✓ Provides exceptional comfort and support for repositioning




PREMIUM FIRM FOUNDATION LAYER

- ✓ Provides protection against 'bottoming-out' during transfer, repositioning and whilst in the inclined/fowler position
- ✓ Provides exceptional comfort, support for repositioning and patient care



SLOPED HEEL PRESSURE TRANSFER ZONE


- ✓ Enhances pressure relief & protection for critical at-risk heel region
- ✓ Offloads pressure from the patients heels and transfers it to calf area
- ✓ Unobtrusive, does not require any adjustment



HINGED STRENGTHENED SIDES

- ✓ Increase lateral stability of support surface
- ✓ Improves patient safety and encourages central patient positioning
- ✓ Make patient transfers easier
- ✓ Unique hinge profile reduces foam fatigue and allow mattress to easily conform to varied bed positions
- ✓ Enables ease of primary patient care

Sovereign S6 High Care Support Pressure Care Mattress



SHEAR & FRICTION: ✓ ✓ ✓ ✓ ✓
REPOSITIONING: ✓ ✓ ✓ ✓ ✓
INFECTION CONTROL: ✓ ✓ ✓ ✓ ✓
FIRMNESS: ✓ ✓ ✓ ✓ ✓

MOISTURE & MICROCLIMATE: ✓ ✓ ✓ ✓ ✓
PERFORMANCE & LONGEVITY: ✓ ✓ ✓ ✓ ✓
MOBILITY & FUNCTION: ✓ ✓ ✓ ✓ ✓
PRESSURE CARE RATING: MEDIUM-HIGH RISK

/ Sovereign S6

CODE	SIZE (MM)	
S6S1000	1980x880x160	Single
S6SL1000	2030x880x160	Single Long
S6KS1000	1980x1050x160	King Single
S6KSL1000	2030x1050x160	King Single Long
S6EW1000	1980x1150x160	Extra-Wide
S6EWL1000	2030x1150x160	Extra Wide Long
S6D1000	1980x1350x160	Double
S6DL1000	2030x1350x160	Double Long
S6Q1000	1980x1530x160	Queen
S6QL1000	2030x1530x160	Queen, Long
S6K1000	1980x1850x160	King
S6KL1000	2030x1850x160	King, Long
	Customisable	
THERAPEUTIC SUPPORT LOADING*	30-250KG	
APPLICATIONS	✓ HOSPITAL WARDS ✓ AGED CARE ✓ PALLIATIVE CARE ✓ HOME CARE	
WARRANTY	5-YEAR FOAM CORE WARRANTY 4-YEAR COVER WARRANTY	
STANDARD COVER	PREMIFLEX ULTRA	

Features



AIRFORM GEL IMMERSION INTERFACE LAYER

- ✓ Visco-elastic cell structure provides low-shear surface and effective immersion
- ✓ Gel particles work to absorb excessive heat and regulate patient temperature
- ✓ Provides enhanced breathability minimising risk of excessive patient heat
- ✓ Provides exceptional comfort




HIGH-PERFORMANCE, 5 ZONED IMMERSION REGION

- ✓ 4-Zones of lateral and longitudinal castellations within the immersion region cradle the patient and conform to bony prominences
- ✓ Dual zoned depth provides postural support
- ✓ Open-cell foams freely distribute air and enhance circulation
- ✓ Provides reduction of shearing forces at the patient interface
- ✓ Ultra-High Performance Foam instantly responds to patient movement and repositioning for ease of primary care




PREMIUM FIRM FOUNDATION LAYER

- ✓ Provides protection against 'bottoming-out' during transfer, repositioning and whilst in the inclined/fowler position
- ✓ Provides exceptional comfort, support for repositioning and patient care



SLOPED HEEL PRESSURE TRANSFER ZONE

- ✓ Enhances pressure relief & protection for critical at-risk heel region
- ✓ Offloads pressure from the patients heels and transfers it to calf area
- ✓ Unobtrusive, does not require any adjustment



HINGED STRENGTHENED SIDES

- ✓ Increase lateral stability of support surface
- ✓ Improves patient safety and encourages central patient positioning
- ✓ Make patient transfers easier
- ✓ Unique hinge profile reduces foam fatigue and allow mattress to easily conform to varied bed positions
- ✓ Enables ease of primary patient care



ANTI-SHEAR INNER COVER

- ✓ Dramatically reduces shearing forces at the patient interface
- ✓ Fine stretch Lycra based material is wrinkle free and conforming to varied bed positions
- ✓ Provides additional protection to the foam core

Premiflex Pressure Care Covers



Premiflex Classic Premium Pressure Care Cover

The Forté Premiflex Classic Cover Range builds on the attributes of the Premiflex range and delivers superior infection control and overall mattress longevity. Acute care environments often result in prolonged exposure to high humidity and moisture as result of reduced mattress rest periods and higher utilisation. Premiflex Ultra Breathe technology increases the ability of the cover to allow moisture to escape and consequently reducing condensation and formation of contaminants within the cover. Benefits of this include less risk of mould developing and greater foam performance.

Premiflex Ultra Premium Breathe Pressure Care Cover

The Forté Premiflex Ultra Breathe Covers Range builds on the attributes of the Premiflex range and delivers superior infection control and overall mattress longevity. Acute care environments often result in prolonged exposure to high humidity and moisture as result of reduced mattress rest periods and higher utilisation. Premiflex Ultra Breathe technology increases the ability of the cover to allow moisture to escape and consequently reducing condensation and formation of contaminants within the cover. Benefits of this include less risk of mould developing and greater foam performance.

CLEANING AND CARE

- ✓ 10,000ppm disinfection chemical suitability
- ✓ Wipe clean
- ✓ Stain Resistant
- ✓ Anti-microbial protected

COMPLIANCE

- ✓ Fire retardant, meets BS 6807 ignition source 5 and BS 7175 ignition source 5 standards
- ✓ Anti-microbial protected
- ✓ All seams high frequency welded, no exposed sewn seams
- ✓ Meets and Exceeds Facility Requirement
- ✓ Material manufactured in Belgium, to Forté specification

Market leading pressure care covers, designed for optimal longevity and performance in demanding facility environments



PREMIFLEX PREMIUM PFPU1100 POLYURETHANE PRESSURE CARE UPPER MATERIAL

- ✓ Ultra & Classic
- ✓ High Performance, Single Sided Polyurethane
- ✓ 4-Way/Bi-Directional stretch for shear protection, immersion & envelopment
- ✓ Vapour permeable and breathable
- ✓ Resistant to patient body fluids
- ✓ Flexible and gentle to the skin
- ✓ Superior resistance to cleaning agents
- ✓ Standard Colour: Purple/Grape



DOUBLE COATED POLYURETHANE BASE

- ✓ Ultra
- ✓ Durable
- ✓ Protects foam core against the bed base
- ✓ Provides exceptional conformity and profiling to medical bed surfaces
- ✓ Superior resistance to cleaning agents
- ✓ Standard Colour: Deep Grey

HEAVY DUTY PVC1120 BASE MATERIAL

- ✓ Classic
- ✓ 100% Waterproof
- ✓ Heavy Duty, Robust & Hardwearing
- ✓ Protects foam core against the bed base
- ✓ Provides exceptional conformity and profiling to medical bed surfaces
- ✓ Reduces shearing forces by sliding against bed base as the bed base profiles
- ✓ Superior resistance to cleaning agents
- ✓ Standard Colour: Grey



FULL VAPOUR PERMEABILITY

- ✓ Ultra
- ✓ Allows vapour to travel right through the cover at a controlled rate
- ✓ Reduces risk of internal infection entrapment and optimises core micro-climate

CONSTRUCTION

- ✓ All seams high frequency sealed & welded
- ✓ 180° / two-sided integrated zipper
- ✓ Waterfall Fluid Penetration Flap
- ✓ TGA Compliant Product Labelling



INTEGRATED ZIPPER

- ✓ 180° / Two-Sided Zipper
- ✓ Allows easy cover removal
- ✓ Robust and durable
- ✓ High frequency welded attachment for optimal protection against fluid ingress

WATERFALL ZIPPER PROTECTION FLAP

- ✓ Provides additional protection against fluid ingress through zipper
- ✓ Meets infection control guidelines



HIGH FREQUENCY SEALED AND WELDED SEAMS

- ✓ Electromagnetically fused seams protecting against risk of penetration of fluid
- ✓ Meets and exceeds infection control requirements
- ✓ Reinforced with additional heavy duty stitching at stress points
- ✓ 100% Sealed to prevent ingress of fluid or infection