




 **FOURFRONT FM5**
4-Way Rotational Immersion Mental Health
Mattress



MEDICAL MATTRESS EXPERTS



The Fourfront Range delivers ultimate patient care and support surface versatility within the mental health setting. Fourfront Static Care Mental Health Support Surfaces are the superior choice for demanding mental health ward applications.

Tried and trusted in facilities nationwide, the Fourfront range combines outstanding durability, 4-way rotational ability, a high standard and consistency of care and excellent value.

Fourfront Mattresses incorporate fully sealed and enclosed covers to protect the foam core. All foams used meet fire retardant standards for compliance within Mental Healthcare.




Fourfront FM5 4-Way Rotational Immersion Mental Health Mattress



/ Fourfront FM5

CODE	(MM)	SIZE
FM5S1000	1980x880x150	Single
FM5SL1000	2030x880x150	Single, Long
FM5KS1000	1980x1050x150	King Single
FM5KSL1000	2030x1050x150	King Single, Long
FM5EW1000	1980x1150x150	Extra-Wide
FM5EWL1000	2030x1150x150	Extra-Wide, Long
FM5D1000	1980x1350x150	Double
FM5DL1000	2030x1350x150	Double, Long
FM5Q1000	1980x1530x150	Queen
FM5QL1000	2030x1530x150	Queen, Long
FM5K1000	1980x1850x150	King
FM5KL1000	2030x1850x150	King, Long
	Customisable	CAN BE MADE TO SUIT ANY BED
THERAPEUTIC WEIGHT RANGE*	150KG	
APPLICATIONS	✔ MENTAL HEALTH WARDS ✔ MENTAL HEALTH FACILITIES ✔ HOME CARE	
WARRANTY **	5-YEAR FOAM CORE, 2-YEAR COVER (12-MONTH WARRANTY IN MENTAL HEALTH APPLICATION)	
STANDARD COVER TYPE	FULLY SEALED & ENCLOSED ADVANTIFLEX	

Features




ADVANCED FOAM TECHNOLOGY

- ✓ High specification foam for longevity and performance
- ✓ Provides graded postural support and patient comfort
- ✓ Anti-microbial treatment applied to foam maximises longevity and core micro-climate
- ✓ Conforms to EPUAP, NPUAP & PPIIA Guidelines for quality and comfort
- ✓ Fire retardant - meets BS5852 source 5 specification
- ✓ Profiles & conforms well to Acute Care and Mental Health Beds



AIROFORM RESPONSE IMMERSION INTERFACE LAYER

- ✓ A particularly responsive Ultra-High Performance elastic foam designed to optimise patient mobility, function and enhance repositioning
- ✓ Open-cell structure provides low-shear surface, good pressure redistribution, effective immersion, enhanced breathability and superior heat dissipation
- ✓ Alleviates localised pressure points
- ✓ Enhances contact with patient for distribution of interface pressure
- ✓ High temperature stability to deliver consistent immersion, performance and comfort
- ✓ Provides exceptional comfort
- ✓ Greatly reduces risk of impression marks on patient skin
- ✓ Firmness: Medium



5-ZONED SECONDARY IMMERSION REGION

- ✓ Individual castellations provide enhanced patient immersion and interface pressure relief by conforming to the shape of the patients body
- ✓ Delivers enhanced immersion and support for critical body regions i.e. heel/scapular/sacrum
- ✓ Enhances core stability by providing additional support where it is needed
- ✓ Delivers postural support for patient repositioning and transfer

PREMIUM POSTURAL SUPPORT MID-CORE REGION

- ✓ Graded support and patient comfort in supine, prone, lateral and fowler positions
- ✓ Provides protection against 'bottoming-out' during transfer, repositioning and whilst in the inclined/fowler position
- ✓ Provides exceptional comfort, support for repositioning and patient care

SHEAR & FRICTION:



REPOSITIONING:



INFECTION CONTROL:



FIRMNESS:



MOISTURE & MICRO-CLIMATE:



PERFORMANCE & LONGEVITY:



MOBILITY & FUNCTION:



PRESSURE CARE RATING:

LOW-MEDIUM RISK

Standard Custom Options



HINGED STRENGTHENED SIDES

- ✓ Increase lateral stability of support surface
- ✓ Improves patient safety and encourages central patient positioning
- ✓ Make patient transfers easier
- ✓ Unique hinge profile reduces foam fatigue and allow mattress to easily conform to varied bed positions
- ✓ Enables ease of primary patient care



MENTAL HEALTH SPECIFICATION COVER OPTIONS

- ✓ Pressure Care, Vapour Permeable, Polyurethane Material
- ✓ Non-Pressure Care, Damaged Resistant, Waterproof, PVC Material



SIZE

- ✓ Customisable to any size - width, length, height
- ✓ Contact Forté Healthcare

DISCLAIMERS

* Optimal patient weight range for pressure care and comfort. Minimum weight capacities are to be used as a guide only, it may be the situation that patients with a lower weight than the minimum weight threshold will be suited to a surface with a greater minimum weight threshold than that of their own weight for functional and/or individual comfort purposes.

** Warranty refers to any manufacturing or product defects. Due to its nature, foam will soften and its resilience will decrease with usage and age. Contact Forté Healthcare Solutions for further specific information.