



**forté**  
HEALTHCARE



**ICON**



The Icon Medium Risk Pressure Care Mattress Range provides true leadership in static pressure care in a preventative setting. Tried and trusted in facilities nation-wide, the Icon range combines outstanding durability, a high standard and consistency of care and excellent value. An extensive variety of configurations are available providing for a wide range of patient needs and requirements.



# Icon Medical Mattress Characteristics

---



**EXCELLENT  
IMMERSION**




**ANATOMICAL  
SUPPORT**



**FIRM  
FOUNDATION**



**FALLS  
PROTECTION**




## **AIROFORM IMMERSION INTERFACE**

- ✓ Envelops 'bony prominences'
- ✓ Increases contact between surface and patient, dispersing and equalizing contact pressure
- ✓ Provides excellent conformity to individual patient body profiles



## **ANATOMICAL SUPPORT REGION**

- ✓ Provides additional immersion and envelopment
- ✓ Provides postural support for patient comfort
- ✓ Resilient to optimize function, mobility and repositioning



## **FIRM FOUNDATION AND BASE SUPPORT REGION**

- ✓ Protects patient from 'bottoming-out' whilst in seated/semi-fowler/fowler position
- ✓ Provides enhanced support for repositioning and transfer
- ✓ Assists in primary care




## **INTEGRATED STRENGTHENED SIDES**

- ✓ Provide lateral stability and reduce falls risk
- ✓ Support patient transfer and ingress/egress
- ✓ Assist primary care, provides caregivers a firm edge for support for repositioning
- ✓ Protects patient from edge of bed surface

# Icon I4

## 5-Layered Versatile Medium Risk Pressure Care Mattress



**SHEAR & FRICTION:**



**REPOSITIONING:**



**INFECTION CONTROL:**



**FIRMNESS:**



**MOISTURE & MICROCLIMATE:**



**PERFORMANCE & LONGEVITY:**



**MOBILITY & FUNCTION:**



**PRESSURE CARE RATING:**

**MEDIUM RISK**

## / Icon I4

CODE	DIMENSIONS (MM)	SIZE
I4S1000	1980x880x160	Single
I4SL1000	2030x880x160	Single, Long
I4KS1000	1980x1050x160	King Single
I4KSL1000	2030x1050x160	King Single, Long
I4EW1000	1980x1150x160	Extra-Wide
I4EWL1000	2030x1150x160	Extra-Wide Long
I4D1000	1980x1350x160	Double
I4DL1000	2030x1350x160	Double, Long
I4Q1000	1980x1530x160	Queen
I4QL1000	2030x1530x160	Queen, Long
I4K1000	1980x1850x160	King
I4KL1000	2030x1850x160	King, Long
	Customisable	CAN BE MADE TO SUIT ANY BED
THERAPEUTIC WEIGHT RANGE	30-250KG	
APPLICATIONS	✔ HOSPITAL WARDS ✔ AGED CARE ✔ HOME CARE	
WARRANTY	5-YEAR FOAM CORE WARRANTY 4-YEAR COVER WARRANTY	
STANDARD COVER TYPE	PREMIFLEX CLASSIC	

# Features




## AIRFORM GEL IMMERSION INTERFACE LAYER

- ✓ Visco-elastic cell structure provides low-shear surface and effective immersion
- ✓ Gel particles work to absorb excessive heat and regulate patient temperature
- ✓ Provides enhanced breathability minimising risk of excessive patient heat
- ✓ Provides exceptional comfort



## UNIQUE, 5 LAYERED CORE

- ✓ High specification foam for longevity and performance
- ✓ Provides graded postural support and patient comfort
- ✓ Anti-microbial treatment applied to foam maximises longevity and core micro-climate
- ✓ Excellent core stability to encourage centralised patient positioning to minimise falls risk, entrapment and enhance pressure relief



## PREMIUM FIRM FOUNDATION LAYER

- ✓ Provides protection against 'bottoming-out' during transfer, repositioning and whilst in the inclined/fowler position
- ✓ Provides exceptional comfort, support for repositioning and patient care



## HINGED STRENGTHENED SIDES

- ✓ Increase lateral stability of support surface
- ✓ Improves patient safety and encourages central patient positioning
- ✓ Make patient transfers easier
- ✓ Unique hinge profile reduces foam fatigue and allow mattress to easily conform to varied bed positions
- ✓ Enables ease of primary patient care



## ANTI-SHEAR INNER COVER

- ✓ Dramatically reduces shearing forces at the patient interface
- ✓ Fine stretch Lycra based material is wrinkle free and conforming to varied bed positions
- ✓ Provides additional protection to the foam core





# Luxury Quilted Cotton Cover

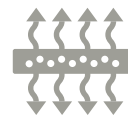
Open weave, breathable pressure care cover which looks and feels comparable to a luxury conventional residential mattress. 4-Way Stretch, anti-shearing, conforming open weave fabric compliments the multi-tiered foam structure offering pressure redistribution, immersion and envelopment. High breathability aids in microclimate control - encouraging air circulation which promotes health microclimate conditions at the skin interface and provides comfort especially to hot sleepers.




High durability



Excellent stretch



Breathable/  
vapour permeable



#### **LUXURY QUILTED QC1000 MATERIAL**

- ✓ Excellent breathability - open weave structure allows cooler sleep and reduces heat related sweating & discomfort
- ✓ 4-Way stretch preventing hammocking and stretching beneath bony regions
- ✓ Anatomically contouring - complements immersion, envelopment and pressure distribution within mattress
- ✓ Anti-Shearing and Anti-Friction for protection of vulnerable skin
- ✓ High Quality, Luxury Comfort
- ✓ Standard Colour: Textured White

#### **CLEANING AND CARE**

- ✓ Removable
- ✓ Spot Clean

#### **COMPLIANCE**

- ✓ Not suitable for incontinent patients
- ✓ Material manufactured in Australia
- ✓ High Quality materials and construction

#### **CONSTRUCTION**

- ✓ 180° / two-sided integrated zipper

#### **INTEGRATED ZIPPER**

- ✓ 180° / Two-Sided Zipper
- ✓ Allows easy cover removal
- ✓ Robust and durable

# Premiflex Pressure Care Covers



## Premiflex Classic Premium Pressure Care Cover

The Forté Premiflex Classic Cover Range builds on the attributes of the Premiflex range and delivers superior infection control and overall mattress longevity. Acute care environments often result in prolonged exposure to high humidity and moisture as result of reduced mattress rest periods and higher utilisation. Premiflex Ultra Breathe technology increases the ability of the cover to allow moisture to escape and consequently reducing condensation and formation of contaminants within the cover. Benefits of this include less risk of mould developing and greater foam performance.

## Premiflex Ultra Premium Breathe Pressure Care Cover

The Forté Premiflex Ultra Breathe Covers Range builds on the attributes of the Premiflex range and delivers superior infection control and overall mattress longevity. Acute care environments often result in prolonged exposure to high humidity and moisture as result of reduced mattress rest periods and higher utilisation. Premiflex Ultra Breathe technology increases the ability of the cover to allow moisture to escape and consequently reducing condensation and formation of contaminants within the cover. Benefits of this include less risk of mould developing and greater foam performance.

### CLEANING AND CARE

- ✓ 10,000ppm disinfection chemical suitability
- ✓ Wipe clean
- ✓ Stain Resistant
- ✓ Anti-microbial protected

### COMPLIANCE

- ✓ Fire retardant, meets BS 6807 ignition source 5 and BS 7175 ignition source 5 standards
- ✓ Anti-microbial protected
- ✓ All seams high frequency welded, no exposed sewn seams
- ✓ Meets and Exceeds Facility Requirement
- ✓ Material manufactured in Belgium, to Forté specification



# Market leading pressure care covers, designed for optimal longevity and performance in demanding facility environments



## PREMIFLEX PREMIUM PFP1100 POLYURETHANE PRESSURE CARE UPPER MATERIAL

- ✓ Ultra & Classic
- ✓ High Performance, Single Sided Polyurethane
- ✓ 4-Way/Bi-Directional stretch for shear protection, immersion & envelopment
- ✓ Vapour permeable and breathable
- ✓ Resistant to patient body fluids
- ✓ Flexible and gentle to the skin
- ✓ Superior resistance to cleaning agents
- ✓ Standard Colour: Purple/Grape



## DOUBLE COATED POLYURETHANE BASE

- ✓ Ultra
- ✓ Durable
- ✓ Protects foam core against the bed base
- ✓ Provides exceptional conformity and profiling to medical bed surfaces
- ✓ Superior resistance to cleaning agents
- ✓ Standard Colour: Deep Grey

## HEAVY DUTY PVC1120 BASE MATERIAL

- ✓ Classic
- ✓ 100% Waterproof
- ✓ Heavy Duty, Robust & Hardwearing
- ✓ Protects foam core against the bed base
- ✓ Provides exceptional conformity and profiling to medical bed surfaces
- ✓ Reduces shearing forces by sliding against bed base as the bed base profiles
- ✓ Superior resistance to cleaning agents
- ✓ Standard Colour: Grey



## FULL VAPOUR PERMEABILITY

- ✓ Ultra
- ✓ Allows vapour to travel right through the cover at a controlled rate
- ✓ Reduces risk of internal infection entrapment and optimises core micro-climate

## CONSTRUCTION

- ✓ All seams high frequency sealed & welded
- ✓ 180° / two-sided integrated zipper
- ✓ Waterfall Fluid Penetration Flap
- ✓ TGA Compliant Product Labelling



## INTEGRATED ZIPPER

- ✓ 180° / Two-Sided Zipper
- ✓ Allows easy cover removal
- ✓ Robust and durable
- ✓ High frequency welded attachment for optimal protection against fluid ingress

## WATERFALL ZIPPER PROTECTION FLAP

- ✓ Provides additional protection against fluid ingress through zipper
- ✓ Meets infection control guidelines



## HIGH FREQUENCY SEALED AND WELDED SEAMS

- ✓ Electromagnetically fused seams protecting against risk of penetration of fluid
- ✓ Meets and exceeds infection control requirements
- ✓ Reinforced with additional heavy duty stitching at stress points
- ✓ 100% Sealed to prevent ingress of fluid or infection